

DIGITAL MENU

for

Student Creation

Brenhamtechdaily.blogspot.com @tommyspall

How to use this Digital Menu Template

- Change out the link to your rubric, content, and or site. (Upper right hand corner on every slide)
- This template can be used for any unit, project, and or content.
- You choose the topic and/or content, and let your students choose from the menu.

Spall's Digital CAFE



Brenham ISD, Texas



Tom Spall (Creator)
@tommyspall

Creative Book Trailer Ideas

Sides (Teacher led)

Teacher can set up a FlipGrid or Padlet for student responses

Link to **Project Rubric:**
goo.gl/9nTP41

Student group could create their own FlipGrid or Padlet for presentation and reflection.

Entrees

(Main Creation)



Google Slides

Google Drawing Poster

Google Document

Powtoon

Educreation

Thinglink

Appetizers

(record audio/video)



Screencastify

WeVideo

Vocaroo

Beverages

(Non-Digital)



Cardboard Poster

Create a Skit or Play

Create a Cereal Box Display

Dress up and Present

Create a Diorama

Desserts

(Static Pages or Embed Areas)



Smore Page or Google Site

Menu

Google Slides

- Go to slides.google.com
- Create a slide presentation with your content.
- Once you are finished, share with your teacher to their email address.
- Google Slides is one of your connected apps in the G-Suite

Link to **Project Rubric:**
goo.gl/9nTP41




Entrees
(Main Creation)

Back
TO
Menu

Google Draw Poster

Link to **Project Rubric:**
goo.gl/9nTP41

- Go to drawings.google.com
- Create a Google Draw Poster with your content.
- Once you are finished, share with your teacher to their email address.
- Google Drawings is one of your connected apps in the G-Suite



Entrees
(Main Creation)

Back
TO
Menu

Google Document

- Go to docs.google.com
- Create an essay or document with your content.
- Once you are finished, share with your teacher via their email address.
- Google Documents is one of your connected apps in the G-Suite

Link to **Project Rubric:**
goo.gl/9nTP41



Entrees
(Main Creation)

Back
TO
Menu

Powtoon

- Go to:
<https://www.powtoon.com/home/>
- Sign-in with your google account to get started.
- Follow the tutorial steps, save, and share link with your teacher.
- Create Script, Record Voiceover, and Add Visuals! Have fun!

Link to **Project Rubric:**
goo.gl/9nTP41

POWTOON



MODERN EDGE
Includes 8 Styles




WHITEBOARD
Includes 5 Styles



INFOGRAPHIC
Includes 5 Styles



CARTOON
Includes 13 Styles



CORPORATE


Entrees
(Main Creation)

Back
TO
Menu

Educreation

- Go to:
<https://www.educreations.com/>
- Sign-in with your google account to get started.
- Follow the tutorial steps, save, and share link with your teacher.
- Create slides, record, and share!

Link to **Project Rubric:**
goo.gl/9nTP41



Entrees
(Main Creation)

Back
TO
Menu

Thinglink

- **Go to:**
<https://www.thinglink.com/>
- **Sign-in with your google account to get started.**
- **Follow the tutorial steps, save, and share link with your teacher.**
- **Add a “main image/graphic” and then add hotspot links on top of it!**

Link to **Project Rubric:**
goo.gl/9nTP41



Entrees
(Main Creation)

This could also be done in a Google Drawing

Back
TO
Menu

ScreenCastify

- **Go to:** <https://goo.gl/ADPjQ4>
- ScreenCastify is a chrome extension
- With ScreenCastify you can record either your computer screen or yourself with your webcam.
- Write your script, and prepare what you are going to say.
- Save your recording and send to your teacher.

Link to **Project Rubric:**
goo.gl/9nTP41



Appetizers
(record audio/video)

Back
TO
Menu

WeVideo

- **Go to:** <https://www.wevideo.com/>
- WeVideo is a great website to record using your webcam.
- Create a script and prepare what you are going to say.
- Record your video and share download or link with your teacher.

Appetizers
(record audio/video)

Link to **Project Rubric:**
goo.gl/9nTP41



wevideo™
video editing for everyone

Back
TO
Menu

Vocaroo

- **Go to:** <https://vocaroo.com/>
- Vocaroo is a wonderful site that records audio only. Save and share with your teacher.
- Prepare your script and what you are going to say.
- Record your presentation and share with your teacher.

Link to **Project Rubric:**
goo.gl/9nTP41




Appetizers
(record audio/video)

Back
TO
Menu

Smore Page

- **Go to:** <https://www.smores.com/>
- Smore is AWESOME for one page newsletters! Build your page and customize as much as you would like with your content.
- When finished, take the link and share with your teacher.

Link to **Project Rubric:**
goo.gl/9nTP41



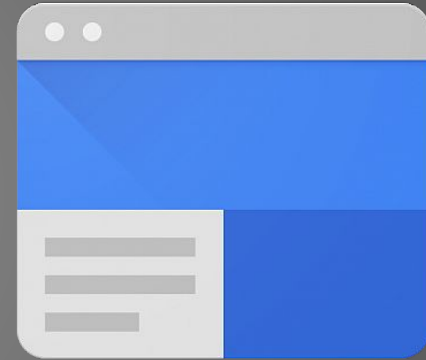
Desserts
(Static Pages or Embed Areas)

Back
TO
Menu

Google Site

- **Go to: sites.google.com**
- Unlink a Smore Page (more of a one page newsletter)... Google Sites is a multiple page website for you to create your content with.
- Create a home page and add multiple other pages for organization of content.

Link to **Project Rubric:**
goo.gl/9nTP41



Google Sites

Desserts
(Static Pages or Embed Areas)

Back
TO
Menu

Cardboard Poster

- Create a cardboard poster with your content.
- Add pictures, color, content, and information.

Link to **Project Rubric:**
goo.gl/9nTP41



Beverages
(Non-Digital)

Back
TO
Menu

Create a Skit or Play

Link to **Project Rubric:**
goo.gl/9nTP41

- With your content, create a skit or play.
- Create a script with your content and act out your skit or play in front of your class.
- You may also record your script or play from home.



Beverages
(Non-Digital)

Back
TO
Menu

Create a Cereal Box Display

Link to **Project Rubric:**
goo.gl/9nTP41

- Using a cereal box, add your content, title, and pictures to your cereal box.



Beverages
(Non-Digital)

Back
TO
Menu

Dress-Up and Present

- Dress-up with respect to your content.
- Example: Doing a report on a president? Dress up as the president and present your content.
- Perform your presentation in front of your class.

Link to **Project Rubric:**
goo.gl/9nTP41



Beverages
(Non-Digital)

Back
TO
Menu

Create a Diorama

- Create a 3-D Diorama in regards to your content.
- Shoeboxes, and or cardboard will help with this.

Link to **Project Rubric:**
goo.gl/9nTP41



Beverages
(Non-Digital)

Back
TO
Menu

FlipGrid (Whole/Small Group)

Link to **Project Rubric:**
goo.gl/9nTP41

- As the teacher or group leader,
Go to:
<https://info.flipgrid.com/signup/>
- Create your one free flipgrid and create!
- When you are finished with your grid, take your link and share with your teacher.



Back
TO
Menu

Padlet (Whole/Small group)

Link to **Project Rubric:**
goo.gl/9nTP41

- **As the teacher or group leader, Go to:**
<https://padlet.com/>
- Create your padlet as a small group or class using your content. When finished, share link with your teacher.



Back
TO
Menu

Credits Page



Creator of this Digital Menu Template:
Tom Spall ([@tommypall](https://www.instagram.com/tommypall))

Please **DON'T** Delete this slide.

You have my permission to use, edit, change, add-to, and alter this template, just please leave this slide and give credit.