



AN EDUCATOR'S GUIDE TO

# REMOTE LEARNING

TOOLS, PRICES, AND TIPS


@THEMERRILLSEDU

#INTERACTIVECLASS

WELCOME! THIS EBOOK IS

# INTERACTIVE!

WHEN YOU SEE THE ICON BELOW, TAP OR CLICK IT TO TAKE YOU DIRECTLY TO THE RESOURCE!



**CLICK**



STILL HAVE QUESTIONS?  
CONTACT US ON SOCIAL MEDIA  
OR OUR WEBSITE!



@THEMERRILSEDU

#INTERACTIVECLASS

WWW.THEMERRILSEDU.COM



# SEESAW

PLATFORM: ALL  
COST: FREE FOR THE BASIC PLAN

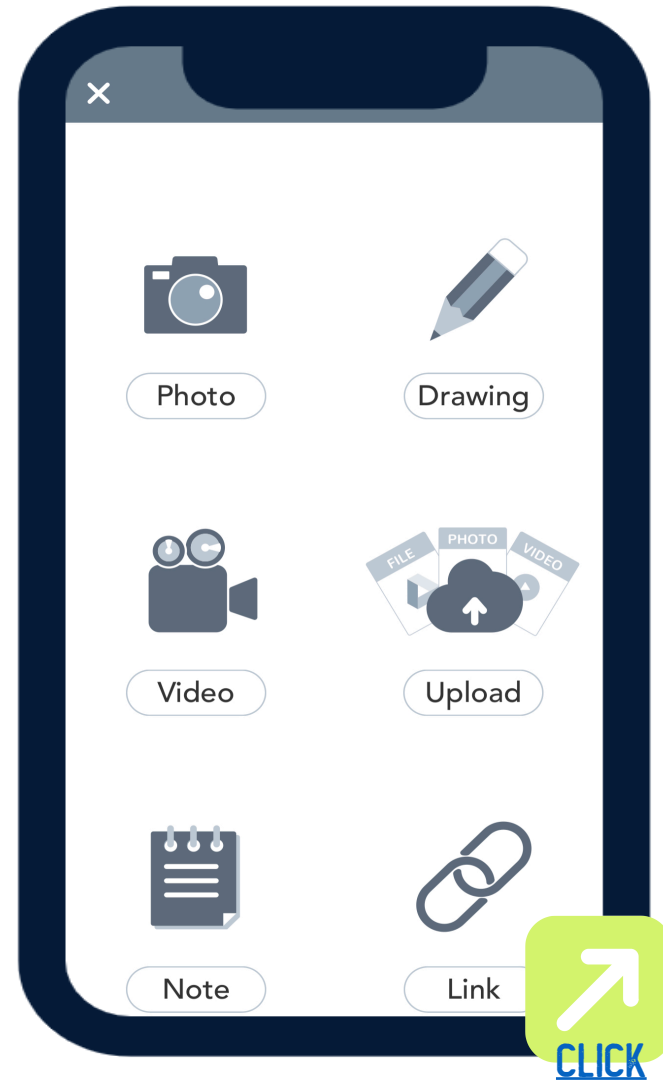
## OVERVIEW:

SEESAW IS A PLATFORM FOR EMPOWERING STUDENTS BY GIVING THEM A SPACE WHERE THEY CAN DEMONSTRATE AND SHARE THEIR LEARNING. THINK OF IT AS A DIGITAL PORTFOLIO PLATFORM. STUDENTS USE POWERFUL TOOLS TO CREATE, REFLECT AND DEMONSTRATE LEARNING. PARENTS CAN JOIN THROUGH EMAIL AND TEACHERS PREVIEW ALL WORK BEFORE SUBMITTING FOR VIEWING. TEACHERS CAN ALSO CREATE ASSIGNMENTS DIRECTLY IN THE SEESAW APP FOR STUDENTS TO COMPLETE.


## WAYS TO USE REMOTELY:

- CHOOSE FROM PREMADE LESSONS IN THE ACTIVITY LIBRARY
- COMMUNICATE WITH STUDENTS AND FAMILIES THROUGH THE ANNOUNCEMENT FEATURE
- USE THE PHOTO TOOL TO UPLOAD PAPER BASED ACTIVITIES FOR STUDENTS TO ANNOTATE ON TOP OF


#INTERACTIVECLASS



FOR MORE IDEAS ON SEESAW, CHECK OUT OUR BOOK ON AMAZON!  
<https://amzn.to/2ZR0Eod>



# MICROSOFT TEAMS



PLATFORM: ALL  
COST: FREE UNTIL JULY

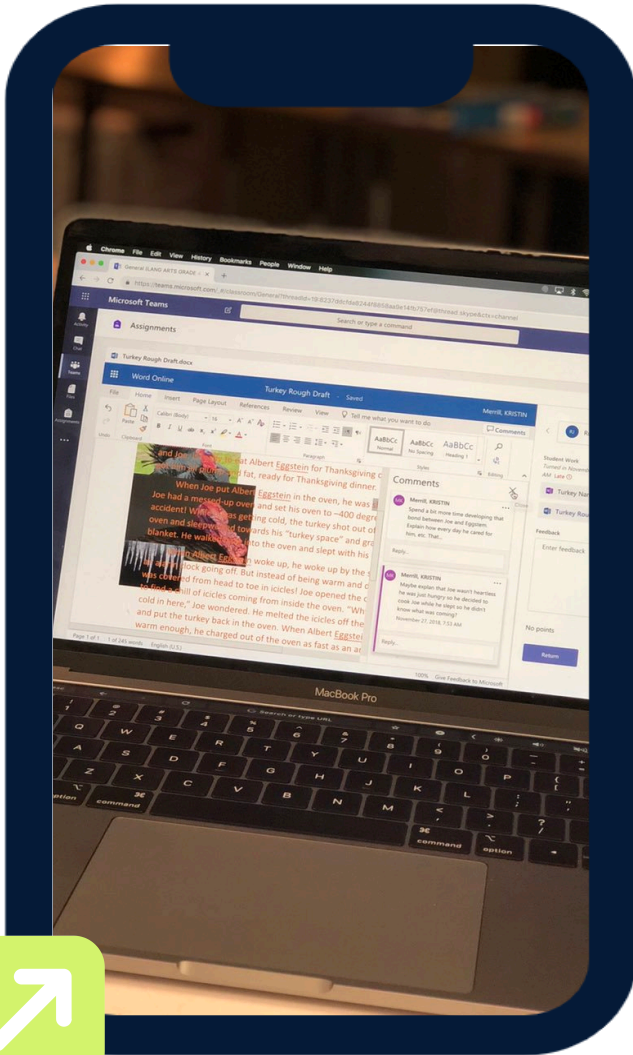


## OVERVIEW:

MICROSOFT TEAMS IS YOUR HUB FOR TEAMWORK IN OFFICE 365. ALL YOUR TEAM CONVERSATIONS, FILES, MEETINGS, AND APPS LIVE TOGETHER IN A SINGLE SHARED WORKSPACE, AND YOU CAN TAKE IT WITH YOU ON YOUR FAVORITE MOBILE DEVICE.

## WAYS TO USE REMOTELY:

- START A LIVE WEBINAR
- FACILITATE CHATS OR CONVERSATIONS IN REAL TIME
- DIFFERENTIATE TASKS BY ORGANIZING STUDENTS INTO GROUPS OR CHANNELS
- FACILITATE INFORMATION THROUGH ASSIGNMENTS
- ATTACH QUIZZES THROUGH MICROSOFT FORMS
- MONITOR ASSIGNMENTS AND DUE DATES
- COMMENT ON AND SHARE WORK WITH STUDENTS



#INTERACTIVECLASS







# GIMKIT

PLATFORM: WEB BASED

COST: FREE (5 KITS) - \$60

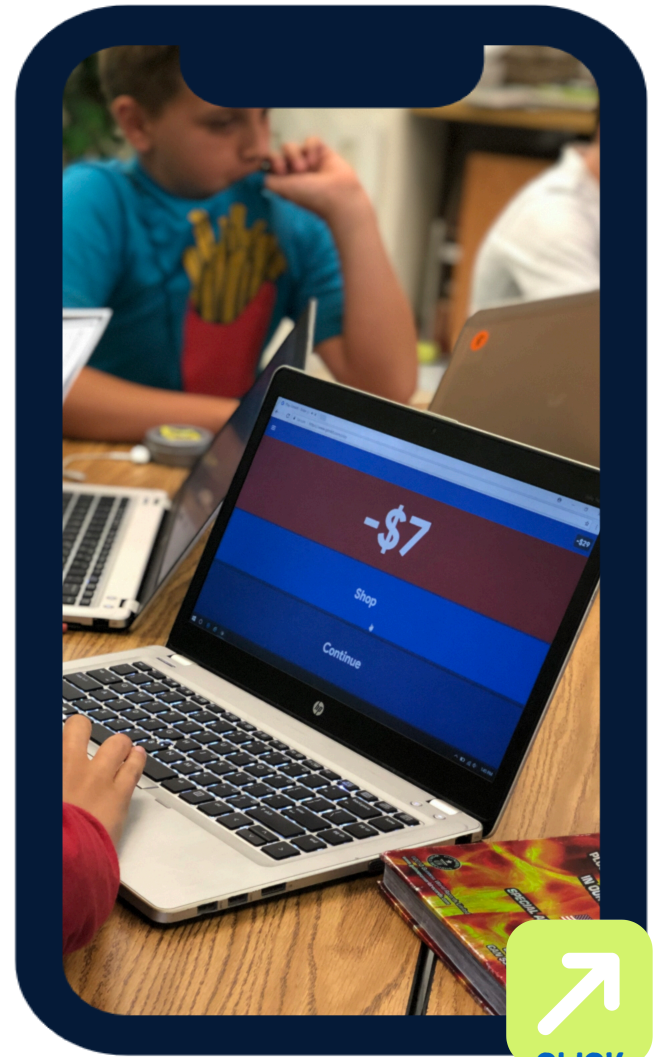
(UNLIMITED KITS + MORE FEATURES)

## OVERVIEW:

REQUIRES KNOWLEDGE, COLLABORATION, AND STRATEGY TO WIN. GIMKIT ALLOWS STUDENTS TO WORK AT THEIR OWN PACE, ANSWERING QUESTIONS TO EARN IN-GAME CASH TO USE STRATEGICALLY DURING THE GAME.

## HOW TO USE REMOTELY:

- CREATE KITS OF REVIEW FOR STUDENTS TO PLAY IN VARIOUS MODES BOTH IN REAL TIME OR ON THEIR OWN TIME (
- GATHER REAL TIME DATA ON HOW STUDENTS ARE RETAINING INFORMATION FROM CONTENT TAUGHT REMOTELY
- USE AS A HOMEWORK ASSIGNMENT GIMKIT WILL AUTOMATICALLY GRADE STUDENTS AS THEY COMPLETE THE GAME REMOTELY.
- USE THE DATA GENERATED FROM GAMES TO PLAN AHEAD FOR FUTURE LESSONS
- USE KITCOLLAB AND HAVE STUDENTS CREATE A GAME TOGETHER EACH BY ADDING IN THEIR OWN QUESTION



#INTERACTIVECLASS





# FLIPGRID

PLATFORM: ALL  
COST: FREE





## OVERVIEW:

FLIPGRID MAKES STUDENT VOICE SIMPLE. EDUCATORS SPARK DISCUSSIONS BY POSTING VIDEO TOPICS TO A GRID. STUDENTS RECORD, UPLOAD, VIEW, REACT, AND RESPOND TO EACH OTHER THROUGH SHORT VIDEOS CREATING A WEB OF CONVERSATION. FLIPGRID IS VIDEO THE WAY STUDENTS USE VIDEO ... SOCIAL, ENGAGING AND FUN!

## WAYS TO USE REMOTELY:

- CREATE BOOK TALK DISCUSSION OVER INDIVIDUAL CHAPTER GROUPS OR ENTIRE BOOKS
- SEND OUT CLASS ANNOUNCEMENTS & HOLD DIGITAL OFFICE HOURS
- CREATE A PLATFORM FOR TEACHERS TO REACH OUT TO ADMINISTRATION DURING TIME OUT OF THE BUILDING
- PROVIDE A CLASS READ ALOUD
- POSE MATH PROBLEMS FOR STUDENTS TO SOLVE AND RESPOND TO SHOWING THEIR WORK
- HOLD SOCRATIC DEBATES

#INTERACTIVECLASS



FOR MORE IDEAS ON  
FLIPGRID, CHECK OUT OUR  
BOOK ON AMAZON!

<https://amzn.to/2ZR0Eod>





# NEARPOD

PLATFORM: ALL

COST: PROVIDING TEMPORARY ACCESS TO SCHOOLS EFFECTED BY COVID-19



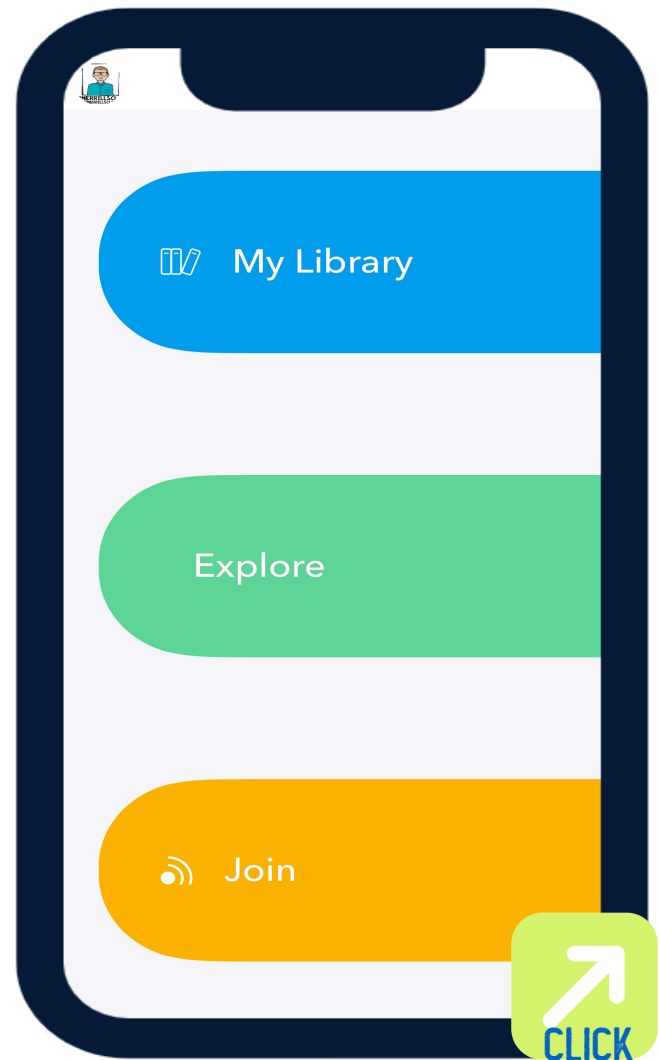
## OVERVIEW:

WITH NEARPOD, TEACHERS CREATE IMMERSIVE LEARNING EXPERIENCES ACROSS ALL DEVICES SIMULTANEOUSLY INCLUDING VR, 3D OBJECTS, SIMULATIONS AND SO MUCH MORE. THE TEACHER HAS CONTROL OF THE PRESENTATION, AND WHEN A SLIDE IS CHANGED, ALL DEVICES LOGGED ON WITH THE NEARPOD CODE WILL CHANGE AT THE SAME TIME, EVEN WHEN ON A SEPARATE NETWORK.

## HOW TO USE REMOTELY:


- UPLOAD PREVIOUSLY CREATED POWERPOINT OR GOOGLE SLIDES LESSONS TO MAKE A NEW NEARPOD LESSON. THEN, SHARE OUT THE CODE REMOTELY
- AN ADVENTURE INTO THE WORLD OF NEARPOD'S VIRTUAL FIELD TRIPS ALLOWS STUDENTS TO VENTURE OUT OF THE CLASSROOM
- USE THE VOICE RECORD FEATURE TO ADD YOUR OWN PERSONAL TOUCH TO EACH SLIDE.
- NEARPOD ALLOWS TEACHERS TO TRACK STUDENT PROGRESS WITH REAL TIME DATA.
- SPARK IDEAS FOR CREATIVE WRITING USING NEARPOD VR FEATURES

#INTERACTIVECLASS





# NEWSLA



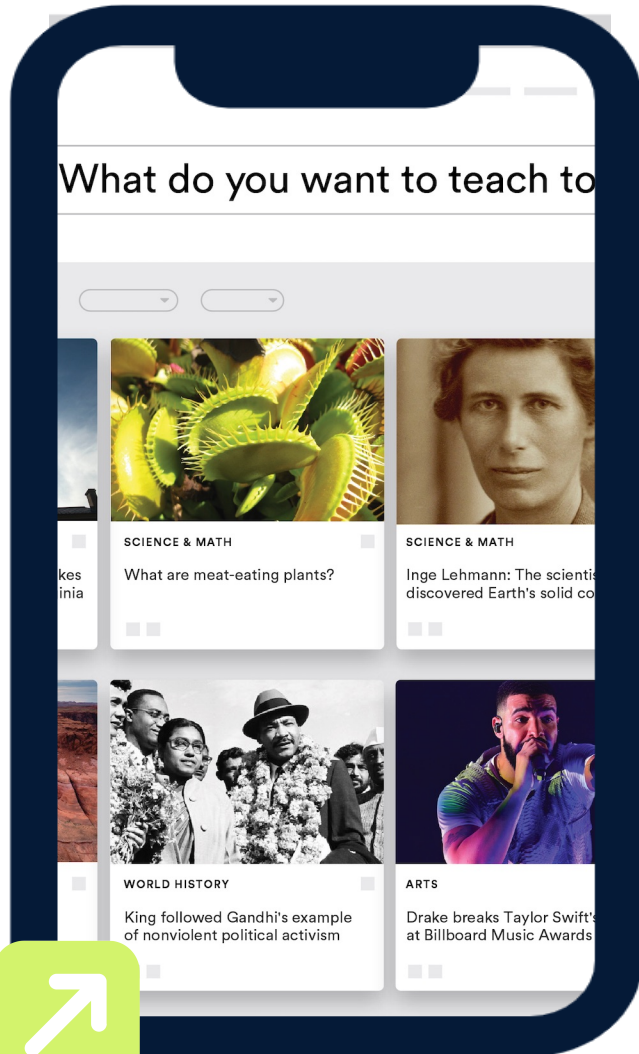
PLATFORM: ALL  
COST: FREE UNTIL YEAR END

## OVERVIEW:

BROWSE THROUGH ENGAGING ARTICLES ON VARIOUS TOPICS, EACH AVAILABLE AT 5 READING LEVELS. ARTICLES COME WITH ACTIVITIES TO HELP STUDENTS TAKE A DEEPER DIVE INTO THE CONTENT. AS STUDENTS READ AND TAKE QUIZZES, THE NEWSLA APP ADJUSTS THE READING LEVEL TO KEEP ARTICLES CHALLENGING AND ENGAGING. PLUS, STUDENTS CAN KEEP TRACK OF THEIR IMPROVEMENT OVER TIME AUTOMATICALLY.

## WAYS TO USE REMOTELY:

- ASSIGN STUDENTS AN ARTICLE (EITHER DIGITALLY OR PRINTED) AND HAVE THEM COMPLETE THE QUESTIONS
- GUIDED RESEARCH PROJECT
- PREDICT FROM PHOTOS-PLAY A GAME WHERE STUDENTS LOOK AT ONLY THE PHOTO AND GUESS WHAT THE ARTICLE IS ABOUT.
- ASSIGN HIGHER LEVELED ARTICLES AND HAVE STUDENTS UNCOVER UNKNOWN WORDS



#INTERACTIVECLASS





# WAKELET

PLATFORM: ALL  
COST: FREE



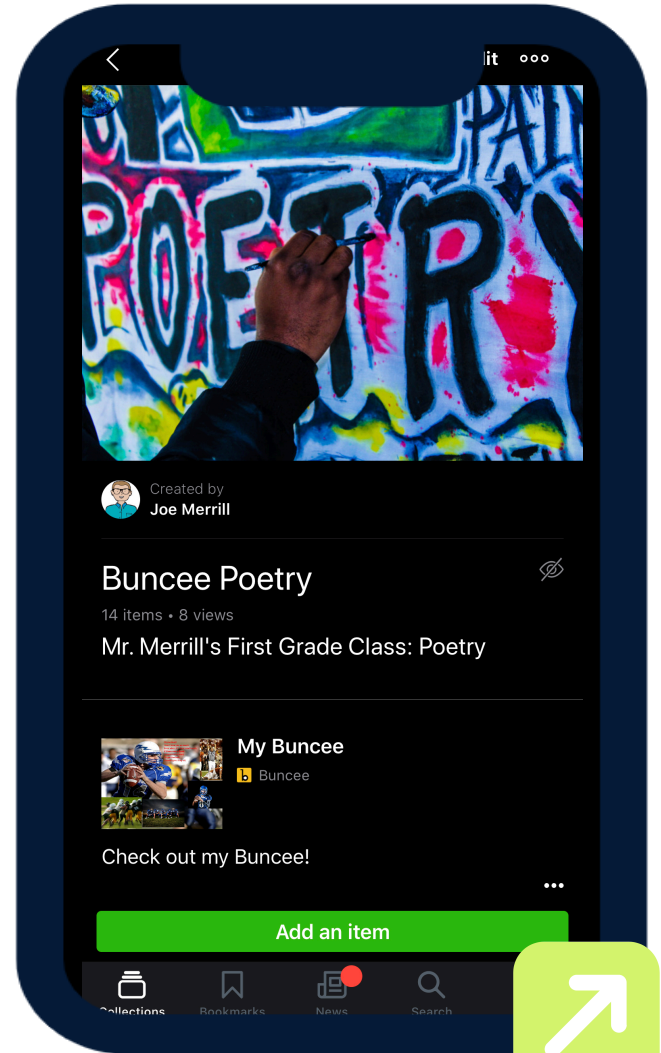
## OVERVIEW:

WAKELET IS A CURATION TOOL THAT ALLOWS YOU TO SAVE VIDEOS, ARTICLES, IMAGES, TWEETS, LINKS OR EVEN ADD YOUR OWN TEXT AND VIDEO TO A CURATED FEED. WAKELET ALLOWS STUDENTS AND EDUCATORS TO KEEP EVERYTHING IN ONE PLACE AND SHARE OUT EASILY.

## HOW TO USE REMOTELY:

- CREATE A WAKELET FOR EACH DAY OR WEEK OF ASSIGNMENTS
- USE WAKELET AS A CENTRAL LEARNING HUB. POST ARTICLES, VIDEOS, AND OTHER CONTENT FOR STUDENTS TO REVIEW. SHARE CURATED LESSON MATERIALS THROUGH SIMPLE AND EASY LINK SHARING.

- USE WAKELET AS A CENTRAL "MESSAGE BOARD" WHERE STUDENTS CAN ALL ANSWER AND COLLABORATE ON ONE CENTRAL DISCUSSION QUESTION.
- CREATE PARENT NEWSLETTERS AND UPDATES WITH WAKELET. IMMERSIVE READER FEATURE WILL TRANSLATE ANY TEXT INTO VARIOUS LANGUAGES.



#INTERACTIVECLASS



# PEBBLE GO

PLATFORM: ALL

COST: FREE WHILE YOUR SCHOOL IS CLOSED

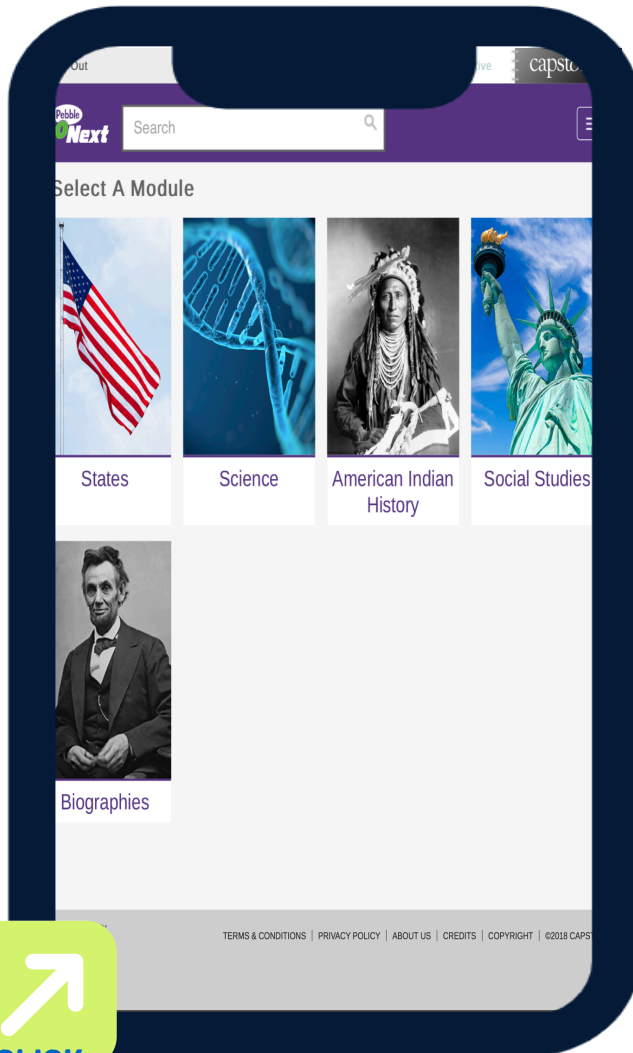
## OVERVIEW:

PEBBLEGO IS A CURRICULAR CONTENT HUB SPECIFICALLY DESIGNED FOR K-3 STUDENTS. PACKED WITH INFORMATIONAL ARTICLES, READY-MADE ACTIVITIES, AND LITERACY SUPPORTS FOR STUDENTS OF ALL ABILITIES. IT BOOSTS ENGAGEMENT AND FOSTERS INDEPENDENT LEARNING IN CORE SUBJECT AREAS.

## WAYS TO USE REMOTELY:

- GUIDED RESEARCH PROJECT WITH SUPPORT OF READ-ALoud FEATURE
- HAVE STUDENTS FIND AND SHARE A "PEBBLE GO" FACT OF THE DAY
- CREATE VOCABULARY ASSIGNMENTS USING THE **RED** WORDS HIGHLIGHTED IN EVERY ARTICLE
- WRITING PROJECTS OR GENIUS HOUR RESEARCH
- EVERY ARTICLE IN THE SCIENCE MODULE INCLUDES UP TO 3 ACTIVITIES TO MAKE SCIENCE COME ALIVE IN YOUR CLASSROOM

#INTERACTIVECLASS







# SCHOLASTIC NEWS

PLATFORM: ALL

COST: FIFTEEN DAYS OF FREE RESOURCES

## OVERVIEW:

SCHOLASTIC IS KNOWN FOR PUBLISHING, SELLING, AND DISTRIBUTING BOOKS AND EDUCATIONAL MATERIALS FOR SCHOOLS, TEACHERS, PARENTS, AND CHILDREN. THEIR CLASSROOM MAGAZINES ARE FOUND IN MANY CLASSROOMS. SCHOLASTIC IS CREATING 15 LESSONS FOR VARIOUS AGE GROUPS OF STUDENTS RANGING FROM PRE-K TO HIGH SCHOOL FILLED WITH QUALITY NONFICTION ARTICLES SIMILAR TO THE ONES FOUND IN THEIR MAGAZINES.

## HOW TO USE REMOTELY:

- SHARE ARTICLE ONLINE THROUGH VARIOUS PLATFORMS FOR STUDENTS TO REFLECT, DEBATE OR SUMMARIZE.

- APPSMASH WITH FLIPGRID AND SET UP THE LESSON [2 TRUTHS AND LIE](#)
- SHARE THIS LINK WITH YOUR STUDENTS FOR DIRECT ACCESS :
- <https://classroommagazines.scholastic.com/support/learnathome/grades-3-5.html>

#INTERACTIVECLASS





# BUNCEE

PLATFORM: ALL

COST: FREE WHILE YOUR SCHOOL IS CLOSED




## OVERVIEW:

CREATING VIRTUAL LESSONS EASILY USING BUNCEE'S MULTIPLE MEDIA OPTIONS INCLUDING-- TEXT, VIDEO, AUDIO, OR EVEN LINKS TO ADDITIONAL RESOURCES. RECORD YOUR LESSON USING THE VIDEO FEATURE, OR CREATE AN ACTIVITY TEMPLATE FOR YOUR STUDENT TO COMPLETE AT HOME. STUDENTS CAN CREATE AND SUBMIT BUNCES BACK TO THEIR TEACHERS DIRECTLY. THE CLASSROOM DASHBOARD CAN BE UTILIZED TO SHARE AND TRACK ASSIGNMENTS. TEACHERS CAN ALSO CREATE A BUNCEE BOARD, SO STUDENTS CAN SHARE THEIR WORK AND INTERACT WITH THEIR CLASSMATES REMOTELY.

## WAYS TO USE REMOTELY:

- CREATE LEARNING PATHS WITH MULTIPLE ACTIVITIES LINKED IN ONE PLACE
- ALLOW STUDENTS TO DEMONSTRATE THEIR LEARNING OF CONTENT REMOTELY
- APPSMASH WITH WAKELET, FLIPGRID OR NEARPOD

#INTERACTIVECLASS



FOR MORE IDEAS ON FLIPGRID, CHECK OUT OUR BOOK ON AMAZON!

<https://amzn.to/2ZR0Eod>





# MINECRAFT EDUCATION EDITION

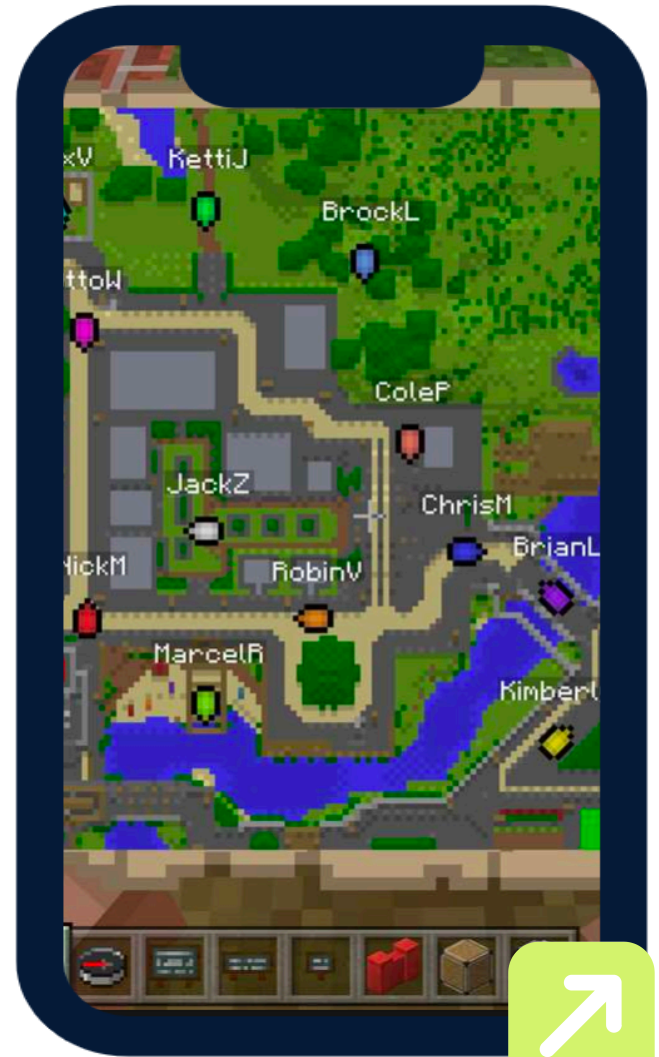
PLATFORM: ALL

COST: FREE UNTIL JUNE 2020



## OVERVIEW:

MINECRAFT: EDUCATION EDITION IS A GAME-BASED LEARNING PLATFORM THAT BUILDS STEM SKILLS, UNLEASHES CREATIVITY AND ENGAGES STUDENTS IN COLLABORATION AND PROBLEM-SOLVING. MINECRAFT HELPS EDUCATORS MEET STUDENTS WHERE THEY ARE AND INSPIRES DEEP, MEANINGFUL LEARNING ACROSS SUBJECTS. USE MINECRAFT: EDUCATION EDITION TO TEACH LESSONS, BUILD STEM AND SOCIAL-EMOTIONAL SKILLS AND INSPIRE PROJECT-BASED LEARNING. MINECRAFT: EDUCATION EDITION OFFERS SPECIAL FEATURES DESIGNED FOR EDUCATIONAL USE, INCLUDING ASSESSMENT TOOLS AND CLASSROOM MULTIPLAYER TO ALLOW LEARNERS TO WORK TOGETHER REMOTELY IN THE IMMERSIVE GAME ENVIRONMENT.



## HOW TO USE REMOTELY:

- INTEGRATE MATH BY DESIGNING A GARDEN THAT IS  $\frac{1}{4}$  CARROTS,  $\frac{1}{2}$  WHEAT, AND  $\frac{1}{4}$  BEETROOT.
- CREATE A MODEL OF AN ANIMAL CELL AND LABEL THE PARTS OF THE CELL.
- BUILD A MONUMENT TO COMMEMORATE A HISTORICAL EVENT.
- USING CONTEXT CLUES FROM A STORY, BUILD THE STORY'S SCENE IN MINECRAFT.





# BOOK CREATOR



PLATFORM: ALL  
COST: FREE FOR 90 DAYS



## OVERVIEW:

BOOK CREATOR IS A SIMPLE TOOL FOR CREATING AWESOME DIGITAL BOOKS. YOU CAN CREATE YOUR OWN TEACHING RESOURCES OR HAVE YOUR STUDENTS TAKE THE REINS. STUDENTS CAN COMBINE TEXT, IMAGES, AUDIO AND VIDEO TO DEMONSTRATE THEIR LEARNING REMOTELY. BOOK CREATOR IS OFFERING THE ABILITY TO COLLABORATE TOGETHER ON BOOKS IN REAL-TIME. THIS PREMIUM FEATURE IS USUALLY ONLY AVAILABLE WITH A PAID SUBSCRIPTION, BUT THIS FEATURE IS NOW FREE TO USE FOR 90 DAYS.


## WAYS TO USE REMOTELY:

- HAVE STUDENTS WRITE DAILY JOURNALS
- USE THE COMIC BOOK FEATURE TO RETELL A STORY
- DEVELOP SCIENCE JOURNALS
- WORK COLLABORATIVELY TOGETHER ON ONE PROJECT LIKE INTERACTIVE WORD WALL JOURNALS

#INTERACTIVECLASS

...k a leader of  
...at's not the  
...vice principal  
...er our  
...asn't finished  
...n it that he  
...k to when

...oked around  
...ow where they  
...f no where. It  
...-Rex. The T-Rex  
...so big that  
...an earthquake.  
...was that  
...being chased  
...machine.  
...didn't work. So  
...d to barely  
...king the



FOR MORE IDEAS ON  
FLIPGRID, CHECK OUT OUR  
BOOK ON AMAZON!

<https://amzn.to/2ZR0Eod>





# HYPERDOCS

PLATFORM: ALL

COST: FREE

## OVERVIEW:

HYPERDOCS ARE FREE DIGITAL LESSONS THAT ARE EASY TO EDIT FOR YOUR E-LEARNING STUDENTS. THEY ARE ALL ABOUT HYPERLINKING YOUR DOCS FOR AMAZING LEARNING EXPERIENCES FOR KIDS! WITH ONE SHORTENED LINK, STUDENTS CAN ACCESS A LESSON THAT CONTAINS INSTRUCTIONS, LINKS, TASKS, AND MANY CLEVER WAYS TO GET THINKING. HYPERDOCS FOCUS ON CREATING OPPORTUNITIES FOR CHOICE, EXPLORATION, AND WAYS FOR KIDS TO APPLY THEIR KNOWLEDGE.








## HOW TO USE REMOTELY:

- USE A HYPERDOC TEMPLATE TO GENERATE A LESSON FOR YOUR STUDENTS, THEN SHARE THE LINKS SO THAT DOC BECOMES THE MAIN HUB FOR STUDENTS TO ACCESS.
- CHECK OUT THIS [CURATION](#) OF AMAZING HYPERDOC LESSONS SHARED FREE! IF YOU CREATE YOUR OWN HPYERDOC, MAKE SURE TO ADD YOUR LESSON TO THE [SITE](#) FOR OTHERS TO SHARE TOO!

#INTERACTIVECLASS

### LESSON TITLE

To use this HyperDoc template make a copy, then follow the lesson design notes to add content, links, and instructions. A completed lesson template is meant for students to use. HyperDoc templates are easy to alter, edit, and customize to the structure of the lesson you are creating, just follow the instructions below. Share the HyperDoc lesson through Google Classroom or with a link and guide your students through the learning experience.

	<b>Engage</b> To <b>engage</b> students at the beginning of a lesson, insert video, image, quote, or another inspirational hook in this box.
	<b>Explore</b> Curate a collection of resources (articles, videos, infographics, text excerpts, etc.) for students to <b>explore</b> a topic.
	<b>Explain</b> Use this section of the HyperDoc to <b>explain</b> the lesson objective through direct instruction using your favorite web tool, or gather students together to teach the content.
	<b>Apply</b> Create an assignment for students to <b>apply</b> what they learn by using web tools to create, collaborate, and/or connect beyond the classroom.
	<b>Share</b> Collect student work to provide feedback, and/or include a section for students to <b>share</b> work with an authentic audience.
	<b>Reflect</b> Include an opportunity for face-to-face or digital <b>reflection</b> to guide students along their learning progression and set new goals.
	<b>Extend</b> Add links to more activities and online resources to <b>extend</b> the learning.



# BRAINPOP Brain POP

PLATFORM: ALL

COST: FREE FOR DURATION OF SCHOOL CLOSURE

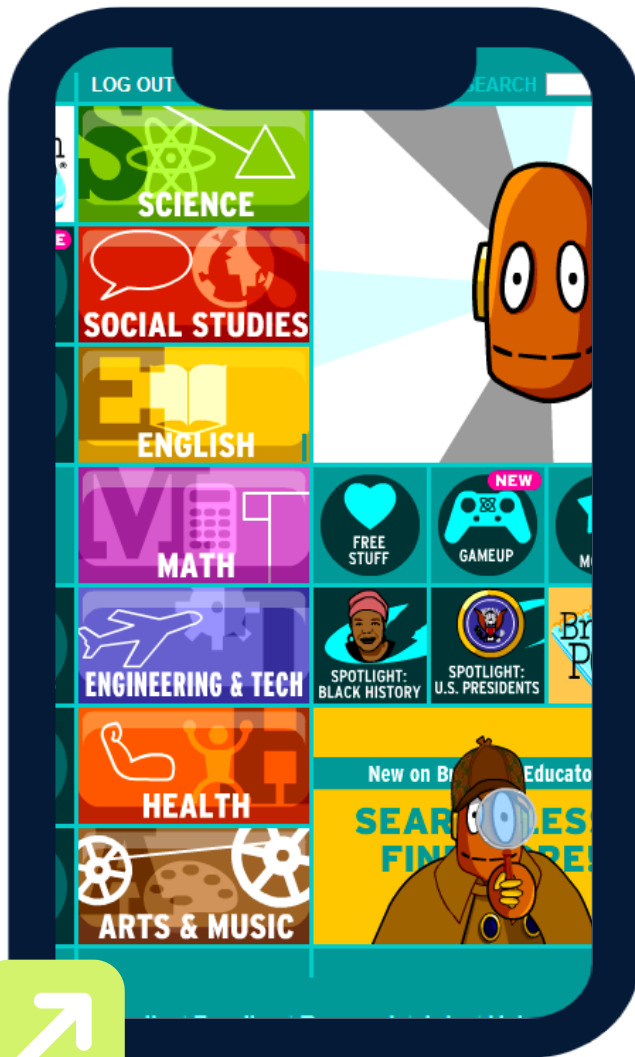
## OVERVIEW:

FROM THE VERY BEGINNING, BRAINPOP WAS BUILT ON THE BELIEF THAT CURIOSITY THROUGH SHORT ANIMATED MOVIES CAN MAKE COMPLICATED IDEAS SIMPLE AND CLEAR. TODAY, BRAINPOP'S RIGOROUS LEARNING EXPERIENCES GO FAR BEYOND A MOVIE AND QUIZ, OFFERING A RICH ARRAY OF RESOURCES AND TOOLS THAT MEET EACH STUDENT'S INTERESTS AND NEEDS WHILE DEVELOPING THEIR CRITICAL, COMPUTATIONAL, AND CREATIVE THINKING SKILLS ACROSS THE CURRICULUM.

## WAYS TO USE REMOTELY:

- USE A VIDEO TO LAUNCH REMOTE LESSONS AND INTRODUCE CONTENT IN A ENGAGING FORMAT
- APPSMASH WITH FLIPGRID AND HAVE STUDENTS RESPOND TO A QUESTION RELATED TO THE CONTENT OR SHARE SOMETHING THEY LEARNED
- DIFFERENTIATE MATERIAL FOR DIVERSE LEARNERS

#INTERACTIVECLASS







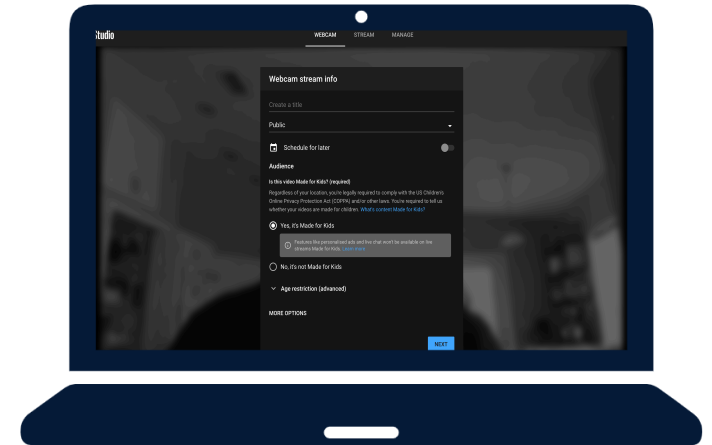
# YOUTUBE

PLATFORM: DESKTOP ONLY\* \*

COST: FREE

## OVERVIEW:

RECORDING VIDEOS ON YOUTUBE THROUGH THEIR LIVE STREAMING IS A COST EFFECTIVE WAY TO PROVIDE STUDENTS WITH LIVE VIDEO IF YOU DO NOT HAVE ANOTHER PLATFORM WITH THIS OPTION. VIDEOS FILMED ON YOU TUBE LIVE WILL SAVE AND CAN BE WATCHED AT A LATER TIME WHICH IS ADVANTAGEOUS FOR REMOTE LEARNING. WORRIED ABOUT PRIVACY? DON'T BE! YOU CAN UPLOAD YOUR VIDEOS AS "UNLISTED," WHICH MAKES THE VIDEO AVAILABLE TO THOSE WHO YOU SHARE THE LINK WITH, NO ONE ELSE. THE RECORDED VIDEO CAN BE SHARED AS A LINK THROUGH VARIOUS PLATFORMS LIKE EMAIL, SEESAW LEARNING JOURNALS, MICROSOFT TEAMS, AND MUCH MORE!



## HOW TO USE REMOTELY:

- VIDEO LIVE LECTURES OR LABS FOR OLDER STUDENTS WHO ARE USED TO THIS FORM OR CONTENT DELIVERY.
- STUDENTS AND FAMILIES CAN COMMENT IN REAL TIME ALONGSIDE THE VIDEO SIMPLY BY LOGGING IN WITH A GMAIL ACCOUNT.
- RECORDINGS MUST BE DONE ON THE WEB, UNLESS YOU HAVE OVER 1,000+ SUBSCRIBERS.
- YOU CAN ALWAYS RECORD A LESSON, AND THEN UPLOAD IT FOR YOUR STUDENTS / FAMILIES TO VIEW.


#INTERACTIVECLASS



# EDPUZZLE

PLATFORM: ANY

COST: FREE FOR DURATION OF SCHOOL CLOSURE



## OVERVIEW:

WITH EDPUZZLE, VIDEO COMES TO LIFE WITH AUDIO-NOTES AND QUESTIONS, CREATING AN INTERACTIVE AND UNIQUE EXPERIENCE FOR YOUR STUDENTS. EDUCATORS ASSIGN A VIDEO, AND THEN THEY DROP IN QUESTIONS AT VARIOUS POINTS IN THE VIDEO TO ASSESS STUDENT COMPREHENSION AND UNDERSTANDING OF MATERIAL.

## WAYS TO USE REMOTELY:

- ASSIGN A READ ALOUD VIDEO TO STUDENTS. STOP AND REVIEW VARIOUS ELEMENTS OF PLOT (SETTING, CHARACTER, PROBLEM) TO MONITOR UNDERSTANDING.
- HAVE STUDENTS SHARE REFLECT ON VIEWS WHILE WATCHING A TED-TALK OR OTHER DEBATABLE CONTENT. THEN MOVE THE CONVERSATION TO FLIPGRID FOR FURTHER DISCUSSION.

#INTERACTIVECLASS



CLICK



# THANK YOU!

IF YOU'RE STILL LOOKING FOR MORE LESSON PLANS AND IDEAS,  
BE SURE TO CHECK OUT OUR LATEST BOOK,

"THE INTERACTIVE CLASS!"



Buy now at  
[amazon.com](https://www.amazon.com) >

BE SURE TO CONNECT WITH  
US ON SOCIAL MEDIA!

@THEMERRILLEDU

#INTERACTIVECLASS

WWW.THEMERRILLEDU.COM